

5,500 lumens WUXGA laser light source projector



Overview

With advanced image technologies for high contrast presentations and installation-friendly features

Features

High contrast, very high quality 5,500 lumen images

Advanced picture refinement technologies

Intelligent Settings

Wide Lens Shift

Included powered standard zoom lens plus wide choice of lens options

Constant Brightness

Slim, attractive blend-in design

Up to 20,000 hours* operation with virtually no maintenance

Hassle-free automatic filter cleaning

Create super-size displays with Edge Blending

Built-in Auto Calibration


Networked control and monitoring

Specifications




























Gallery

