

## VPL-FX30

4,200 lumens XGA 3LCD Installation  
projector



### Overview

#### **An XGA, 4,200 Lumens LCD Installation Projector with a vast range of adjustment, and BrightEra for higher quality colour and a longer lifespan**

With an excellent 4,200 ANSI lumens output and XGA resolution, the VPL-FX30 is a versatile choice for a wide range of applications. Able to project detailed, sharp images onto screens up to 600" (diagonal) and with a comprehensive range of adjustments to help installers, this outstanding projector can slot into almost any type of venue.

The VPL-FX30 is the latest of Sony's projectors to incorporate BrightEra technology. By massively increasing the LCD panel's resistance to ultraviolet light, BrightEra improves reliability. At the same time, BrightEra shows its superiority over other LCD panels by allowing an increased aperture ratio, which results in a much brighter image, without the drawbacks that can affect other types of high-brightness systems.

The VPL-FX30 is a dependable tool for delivering professional presentations, every day, for years. Fully kitted-out with all the I/O you'll need – including a network connection – it's easy to connect and manage.

Long lifespan, low cost-of-ownership, and great image quality. The VPL-FX30 is the best reason yet to upgrade to a Sony.

#### **BrightEra Technology**

Sony's BrightEra Panel Technology gives more accurate colour rendition, higher brightness and longer lifespan for a lower Total Cost of Ownership

#### **High Brightness**

High brightness for a clearer image in high ambient light. Suitable for larger venues

#### **Wide Zoom Range as standard**

Standard lens has wide zoom capability for more flexibility over positioning of projector, which can be installed closer to or further back from the screen

#### **Wide Lens Shift Range**

Wide lens shift range means the projector can be positioned closer to the ceiling, or horizontally offset to avoid ceiling obstacles

#### **Interchangeable lenses**

Choose different lenses for increased flexibility

#### **Long Lamp Replacement Time**

Fewer visits by maintenance personnel because of longer lamp replacement time

#### **Lamp/Filter replacement cycles synchronised**

Synchronised lamp and filter replacement effectively halves the number of visits needed to maintain the projector in peak operating condition

#### **Lower Power Consumption**

Lower operating power consumption helps reduce energy consumption and lowers running costs

### Multiple Input Types

A wide range of inputs makes it easy to source presentations from almost any type of device including 1080p HD video and up to UXGA digitally from computers

### Monitor output

External monitor output that allows presenters to see their slides and videos on a smaller screen in their field of view, so that they never have to turn their back on the audience

## Features

### 3 LCD XGA BrightEra inorganic LCD panels

#### High brightness: 4200 ANSI Lumens

#### Standard Lens has wide Manual Zoom (x1.6) and Throw Ratio (1.4 to 2.3)

#### Wide lens shift range: Vertical: +50%, Horizontal: +/- 33%

#### Interchangeable Optional Lenses: Z1024, Z1032

#### Long lamp replacement time: 4000-5000 hours (High/Std)

#### Filter maintenance synchronised with lamp replacement

#### Lower operating power consumption than previous models

#### Wide range of inputs for a variety of source devices

#### D-Sub15 output for external monitor connection

## Specifications

### Display system

Display system	3 LCD system
----------------	--------------

### Display device

Size of effective display area	0.79 inches (20.1 mm) x 3 BrightEra LCD Panel, Aspect ratio: 4:3
--------------------------------	--

Number of pixels	2,359,296 (1024 x 768 x 3) pixels
------------------	-----------------------------------

### Projection lens\*1

Focus	Manual
-------	--------

Zoom - Powered/Manual	Manual
-----------------------	--------

Zoom - Ratio	Approx. x 1.6
--------------	---------------

Throw ratio	1.42:1 to 2.27:1
-------------	------------------

Lens shift - Powered/Manual	Manual
-----------------------------	--------

Lens shift - Range Vertical	+ 51%
-----------------------------	-------

Lens shift - Range Horizontal	+/- 33%
-------------------------------	---------

## Light source

Type	Ultra high pressure mercury lamp
------	----------------------------------

Wattage	230 W type
---------	------------

## Recommended lamp replacement time\*1

Lamp mode: High	4000 H
-----------------	--------

Lamp mode: Standard	5000 H
---------------------	--------

## Filter cleaning / replacement cycle (Max.)\*2

Filter cleaning / replacement cycle (Max.)	15000 H (Cleaning)
--	--------------------

## Screen size\*1

Screen size	40" to 600" (1.02 m to 15.24 m) (measured diagonally)
-------------	---

## Light output

Lamp mode: High	4200 lm
-----------------	---------

Lamp mode: Standard	3000 lm
---------------------	---------

## Color light output

Lamp mode: High	4200 lm
-----------------	---------

Lamp mode: Standard	3000 lm
---------------------	---------

## Contrast ratio (full white / full black)\*3

Contrast ratio (full white / full black)*3	2000:1
--	--------

## Displayable scanning frequency

Horizontal	14 kHz to 93 kHz
------------	------------------

Vertical	47 Hz to 93 Hz
----------	----------------

## Display resolution

Computer signal input	Maximum display resolution: 1920 x 1200 dots *4
-----------------------	--

Video signal input	NTSC, PAL, SECAM, 480/60i, 576/50i, 480/60p, 576/50p, 720/60p, 720/50p, 1080/60i, 1080/50i, 1080/60p, 1080/50p
--------------------	--

## Color system

Color system	NTSC3.58, PAL, SECAM, NTSC4.43, PAL-M, PAL-N, PAL60
--------------	---

## Keystone correction (Max.)

Vertical	+/- 30 degrees
----------	----------------

## OSD language

OSD language	20-languages (English, Dutch, French, Italian, German, Spanish, Portuguese, Turkish, Polish, Russian, Swedish, Norwegian, Japanese, Simplified Chinese, Traditional Chinese, Korean, Thai, Vietnamese, Arabic, Farsi)
--------------	---

## INPUT OUTPUT (Computer/Video/Control)

INPUT A	RGB / YPbPr input connector: 5BNC (female) Audio input connector: Stereo mini jack
---------	---

INPUT B	RGB input connector: Mini D-sub 15-pin (female) Audio input connector: Stereo mini jack (shared with INPUT C)
---------	--

INPUT C	DVI-D input connector: DVI-D 24-pin (Single link), HDCP support Audio input connector: Stereo mini jack (shared with INPUT B)
---------	--

S VIDEO IN	S video input connector: Mini DIN 4-pin Audio input connector: Pin jack (x2) (shared with VIDEO IN)
------------	--

VIDEO IN	Video input connector: Pin jack Audio input connector: Pin jack (x2) (shared with S VIDEO IN)
----------	--

OUTPUT	Monitor output connector*5: Mini D-sub 15-pin (female) Audio output connector*6: Stereo mini jack (variable out)
--------	---

REMOTE	RS-232C connector: D-sub 9-pin (female)
--------	---

LAN	RJ-45, 10BASE-T/100BASE-TX
-----	----------------------------

IR (Control S)	Control S input connector: Stereo mini jack
----------------	---

## Acoustic noise

Lamp mode: Standard	29 dB
---------------------	-------

## Operating temperature / Operating humidity

Operating temperature / Operating humidity	0°C to 40°C (32°F to 104°F) / 35% to 85% (no condensation)
---	--

## Storage temperature / Storage humidity

Storage temperature / Storage humidity	-20°C to +60°C (-4°F to +140°F) / 10% to 90% (no condensation)
---	--

## Power requirements

Power requirements	AC 100 V to 240 V, 3.3 A to 1.3 A, 50/60 Hz
--------------------	---

## Power consumption

AC 100 V to 120 V	Lamp mode: High: 330 W
-------------------	------------------------

AC 100 V to 120 V	Lamp mode: High: 310 W
-------------------	------------------------

## Power Consumption (Standby Mode)

AC 100 V to 120 V	0.2 W (when "Standby mode" is set to "Low")
-------------------	---

AC 220 V to 240 V	0.3 W (when "Standby mode" is set to "Low")
-------------------	---

## Power Consumption (Networked Standby Mode)

AC 100 V to 120 V	11.0 W (LAN) (when "Standby Mode" is set to "Standard")
-------------------	---

AC 220 V to 240 V	12.0 W (LAN) (when "Standby Mode" is set to "Standard")
-------------------	---

## Standby Mode / Networked Standby Mode Activated

Standby Mode / Networked Standby Mode Activated	After about 10 Minutes
--	------------------------

## Heat dissipation

AC 100 V to 120 V	1126 BTU/h
-------------------	------------

AC 220 V to 240 V	1058 BTU/h
-------------------	------------

## Dimensions (W x H x D)

Dimensions (W x H x D) (without protrusions)	Approx. 390 x 134 x 463 mm (15 11/32 x 5 9/32 x 18 7/32 inches)
---	---

## Mass

Mass	Approx. 7.9 kg (17 lb)
------	------------------------

## Supplied accessories

Remote commander	RM-PJ19
------------------	---------

## Optional accessories

Replacement lamp	LMP-F230
------------------	----------

Projection lenses	VPLL-Z2009/Z1024/Z1032/2007
-------------------	-----------------------------

Projection lens adapter	PK-F30LA1
-------------------------	-----------

## Notes

*1	With supplied standard lens
----	-----------------------------

*2	This figure is expected maintenance time, not guaranteed time. The actual value depends on the environment and how the projector is used.
----	---

*3	The value is average.
----	-----------------------


*4	Available for VESA Reduced Blanking signal.
----	---



*5	From INPUT A and INPUT B.
----	---------------------------

*6	Works as an audio switcher function. Output from a selected channel; not available in standby.
----	--

Environmental notice for customers in the USA	Lamp in this product contains mercury. Disposal of these materials may be regulated due to environmental considerations. For disposal or recycling information, please contact your local authorities or see <a href="http://www.sony.com/mercury">www.sony.com/mercury</a> for additional information.
---	---

# Gallery





---

© 2004 - 2026 Sony Corporation. All rights reserved. Reproduction in whole or in part without written permission is prohibited. Features and specifications are subject to change without notice. The values for mass and dimension are approximate. All trademarks are the property of their respective owners.